



ST-P Series

50/60Hz

Submersible Pumps

STAIRS ST-P Series is a robust 4" pump designed for long life and sand handling.



STAIRS INDUSTRIAL CO., LTD.



ST-P

General Data

Performance Range	1
Model Code	2
Applications	2
Operation Conditions	2
Materials	3

Technical Data

50hz ST 05P	4
50hz ST 07P	6
50hz ST 10P	8
50hz ST 13P	10
50hz ST 18P	12
50hz ST 25P	14
60hz ST 05P	16
60hz ST 07P	18
60hz ST 10P	20
60hz ST 13P	22
60hz ST 18P	24
60hz ST 25P	26

ST-P Submersible Pumps

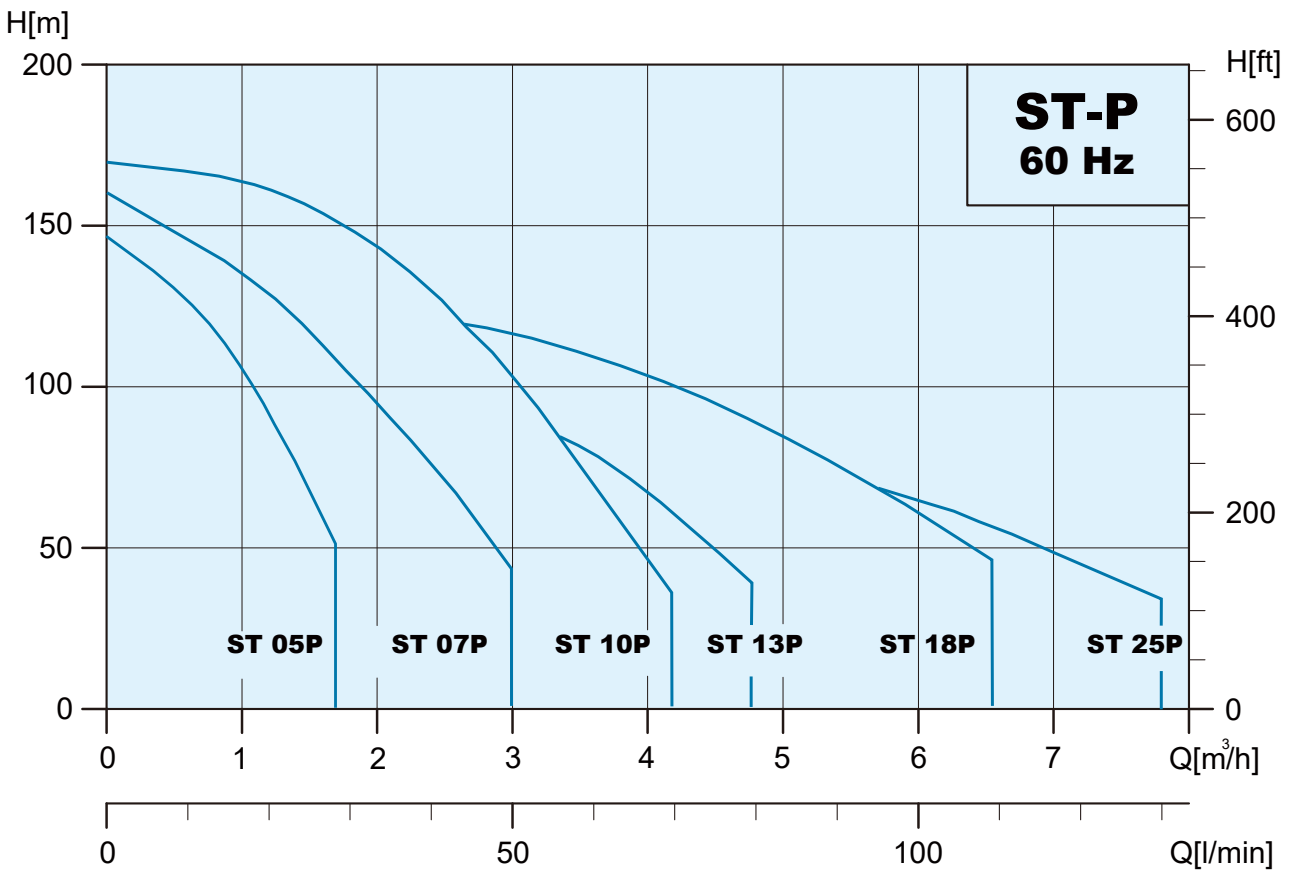
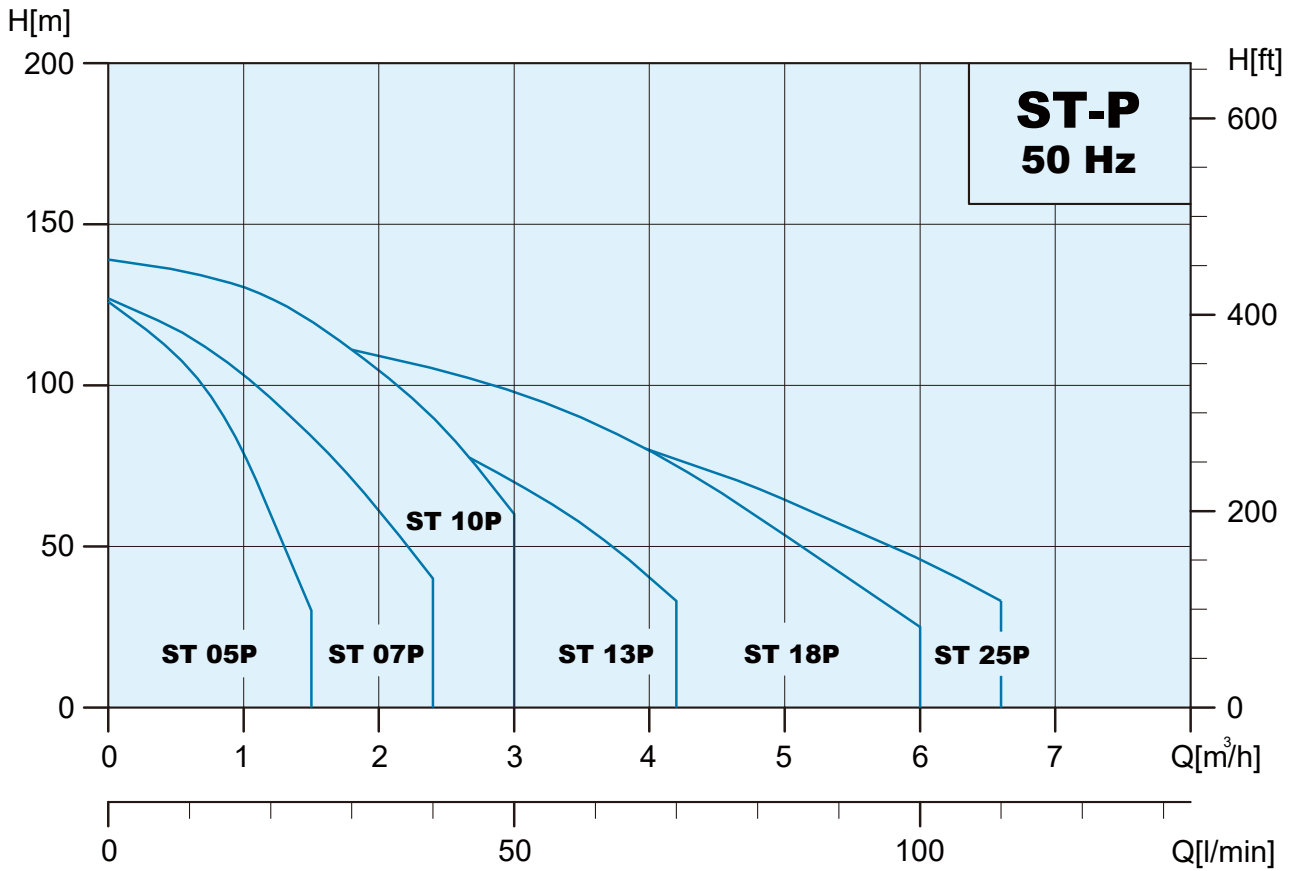
STAIRS ST-P Series is a robust 4" pump designed for long life and sand handling. It is built mainly in stainless steel, a casted discharge, a casted bracket and a special floating impeller. The design is to enhance the wear resistance and to maintain the performance over time.

Wide range of application of irrigation systems, pressure boosting, water supply and fountain applications for 4" well.

All ST-P pumps can be coupled to 4" NEMA standard motors.

General Data

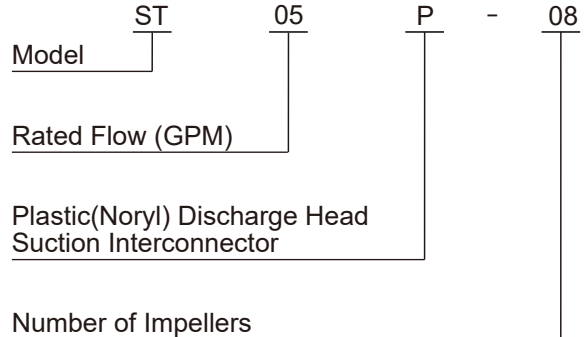
Performance Range



General Data



Model Code



Applications

- Water Supply
- Irrigation
- Pressure Boosting

Discharge Head and Motor

Adaptor are made from Noryl for superior strength and durability. The motor interconnector is NEMA standard.

Impellers are floating type made of Noryl®

for a superior sand handling. Together with glass filled polycarbonate diffusers make the super strong pumps for maximum wear and abrasion resistance. The materials are FDA compliant materials.

Impeller Bowls are made from 304 stainless steel, maximizing wear from abrasion.

Strainer is made from Polypropylene for rigidity.

Operation Conditions

50Hz

- Rated Speed : 2850rpm
- Delivery : 6.6 m³/h
- Head : 139m
- Sand Content : 150 g/m³
- Motor Power : from 0.37 to 1.5kW

60Hz

- Rated Speed : 3450rpm
- Delivery : 7.8 m³/h
- Head : 168m
- Sand Content : 150 g/m³
- Motor Power : from 0.37 to 1.5kW

Non-Return valve made from POM, fitted in the discharge to prevent any back flow of water and alleviate any water hammer to the pumps.

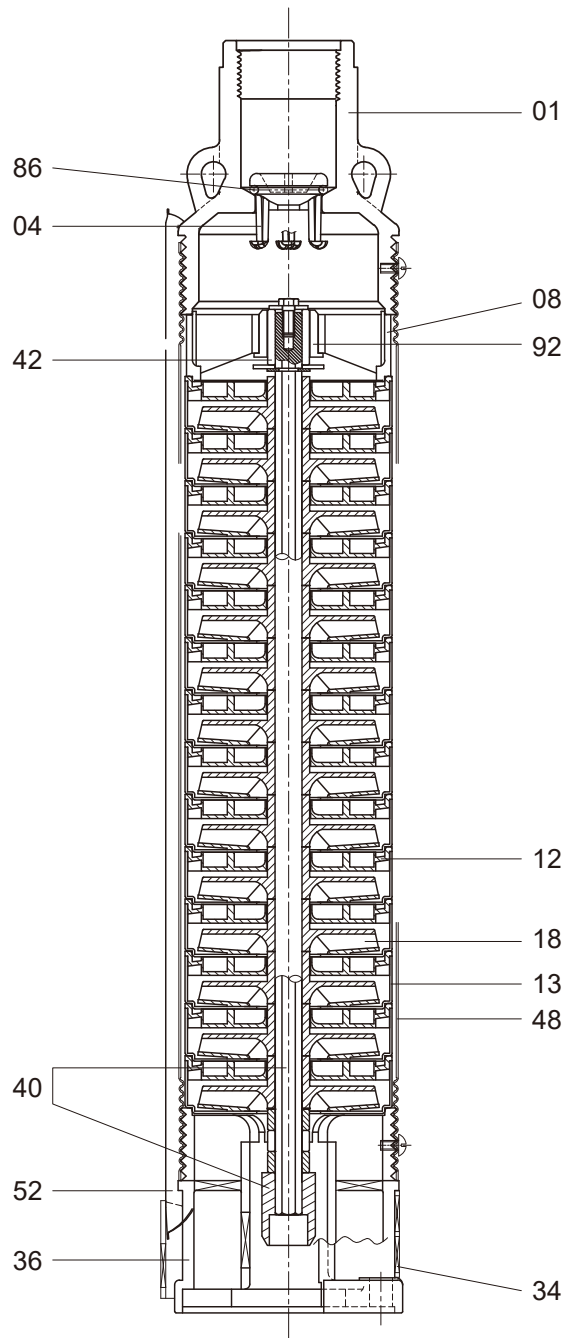
Shaft Coupling is made from 304 stainless steel for easy alignment to the motor shaft.

Pump Shaft is made from hex 304 stainless steel bar material for high corrosion resistance.

Bearing is made with Polyurethane for strong wear and abrasion resistance.

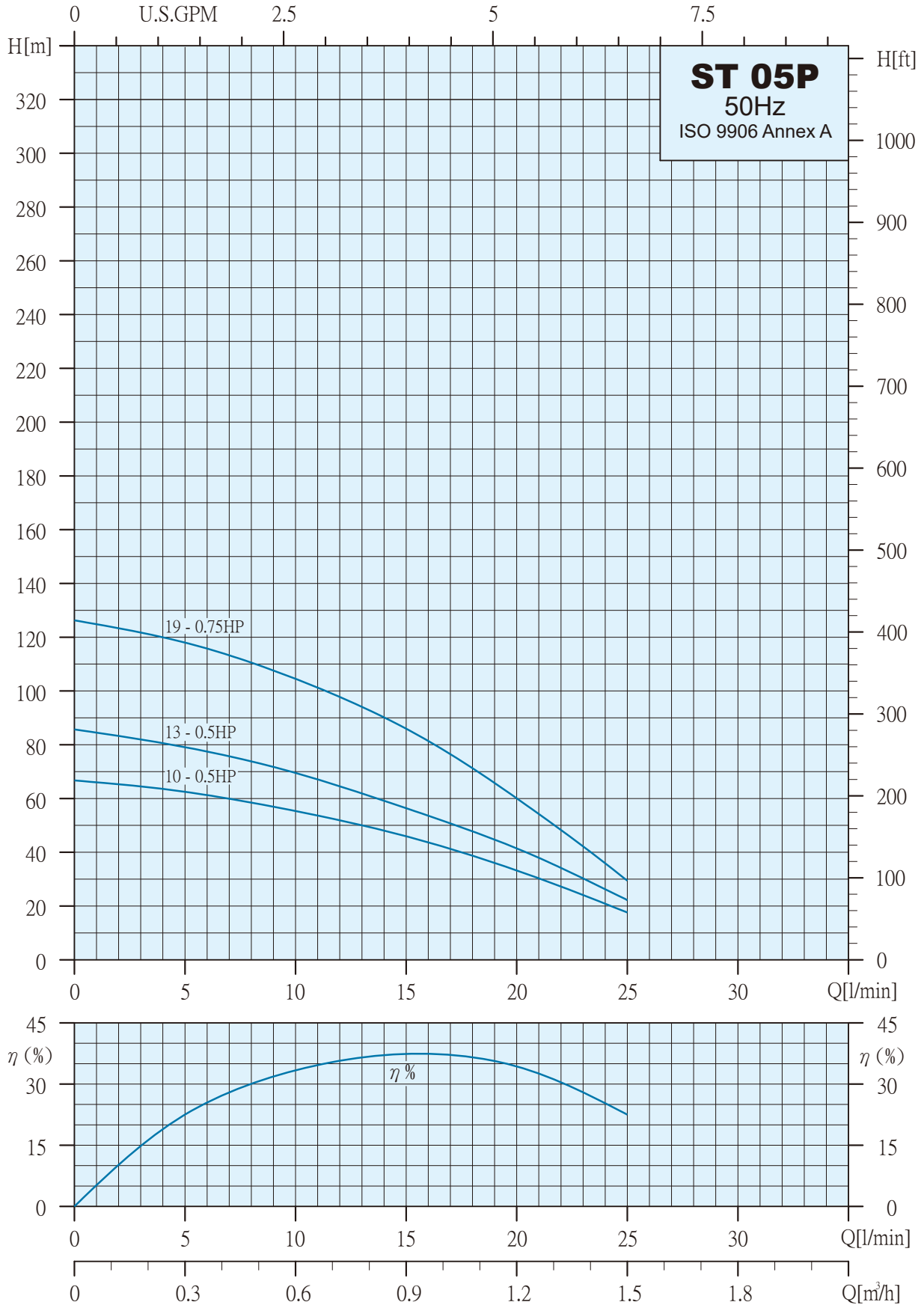
Pump body is covered by a 304 polished stainless steel casing, ensures optimum resistance to abrasion.

Materials



Pos.	Part Name	Material	Pos.	Part Name	Material
01	Discharge Head	Noryl	36	Suction Interconnector	Noryl
04	Check Valve	POM	40	Pump shaft / Coupling	AISI 304 SS
08	Bearing Spider	Glass Filled Polycarbonate	42	Shaft Sleeve	AISI 304 SS
12	Diffuser	Glass Filled Polycarbonate	48	Pump Casing	AISI 304 SS
13	Bowl	AISI 304 SS	52	Cable Guard	AISI 304 SS
18	Impeller	Noryl	86	O-Ring	NBR
34	Strainer	Polypropylene (PP)	92	Bearing	Poly Urethane (PU)

Performance Curves

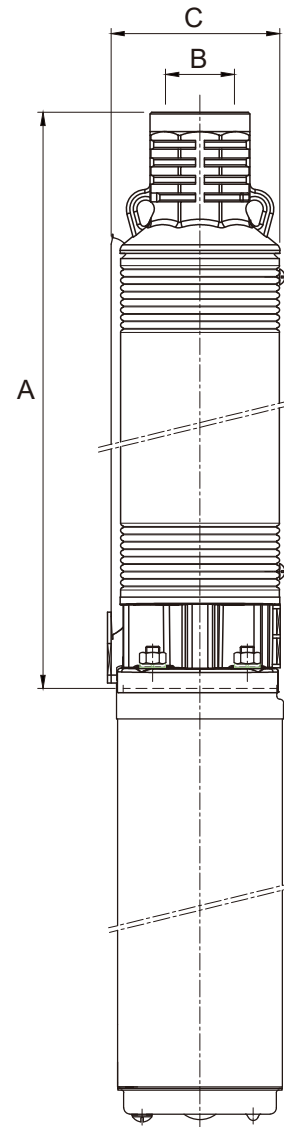


Specifications

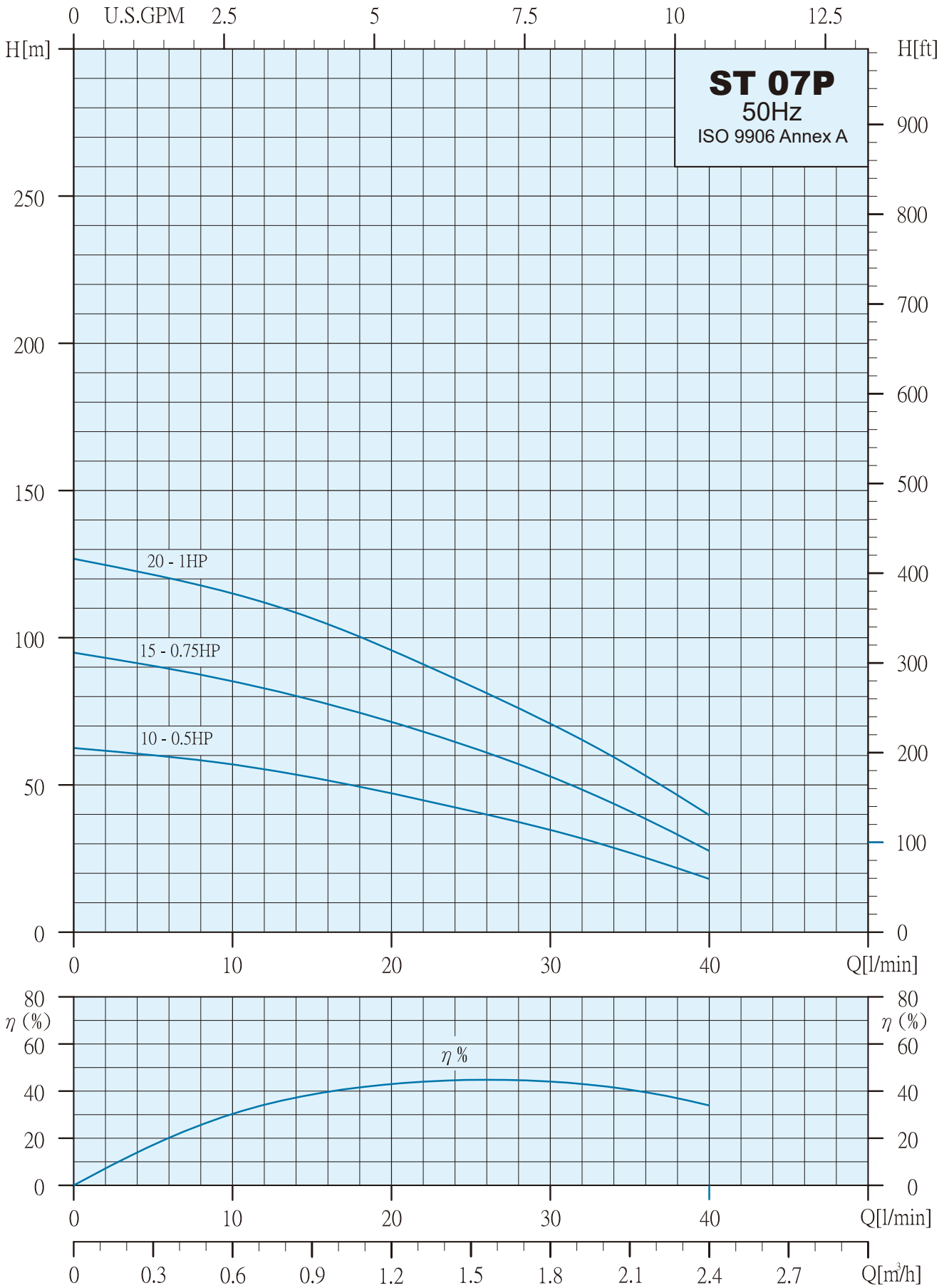
Pump Type	Motor		Q=DELIVERY						
	kW	HP	l/min	0	5	10	15	20	25
			m ³ /h	0	0.3	0.6	0.9	1.2	1.5
ST 05P-10	0.37	0.5	H (m)	67	63	55	46	33	18
ST 05P-13	0.37	0.5		86	78	70	56	42	23
ST 05P-19	0.55	0.75		126	118	105	86	60	30

Dimensions and Weights

Pump Type	Dimensions (mm)			Net Weight (kg)
	A	B	C	
ST 05P-10	396	Rp 1 1/4" NPT 1 1/4"	98	2.4
ST 05P-13	449		98	2.9
ST 05P-19	555		98	3.9



Performance Curves

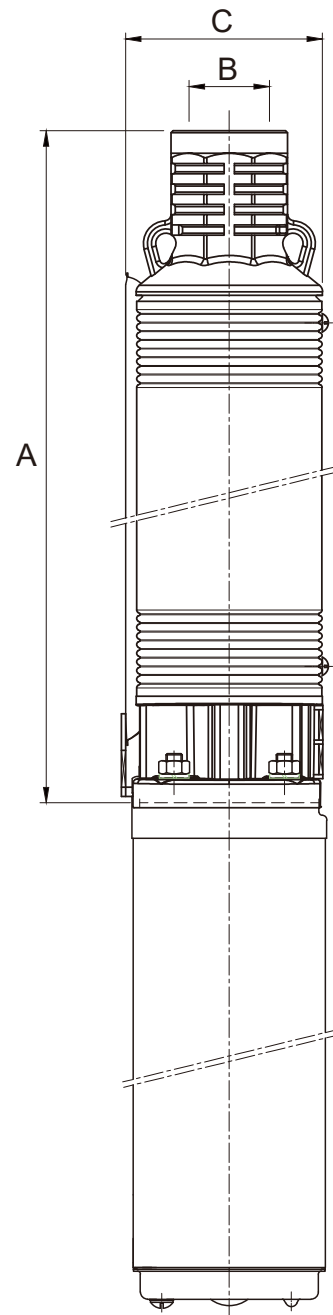


Specifications

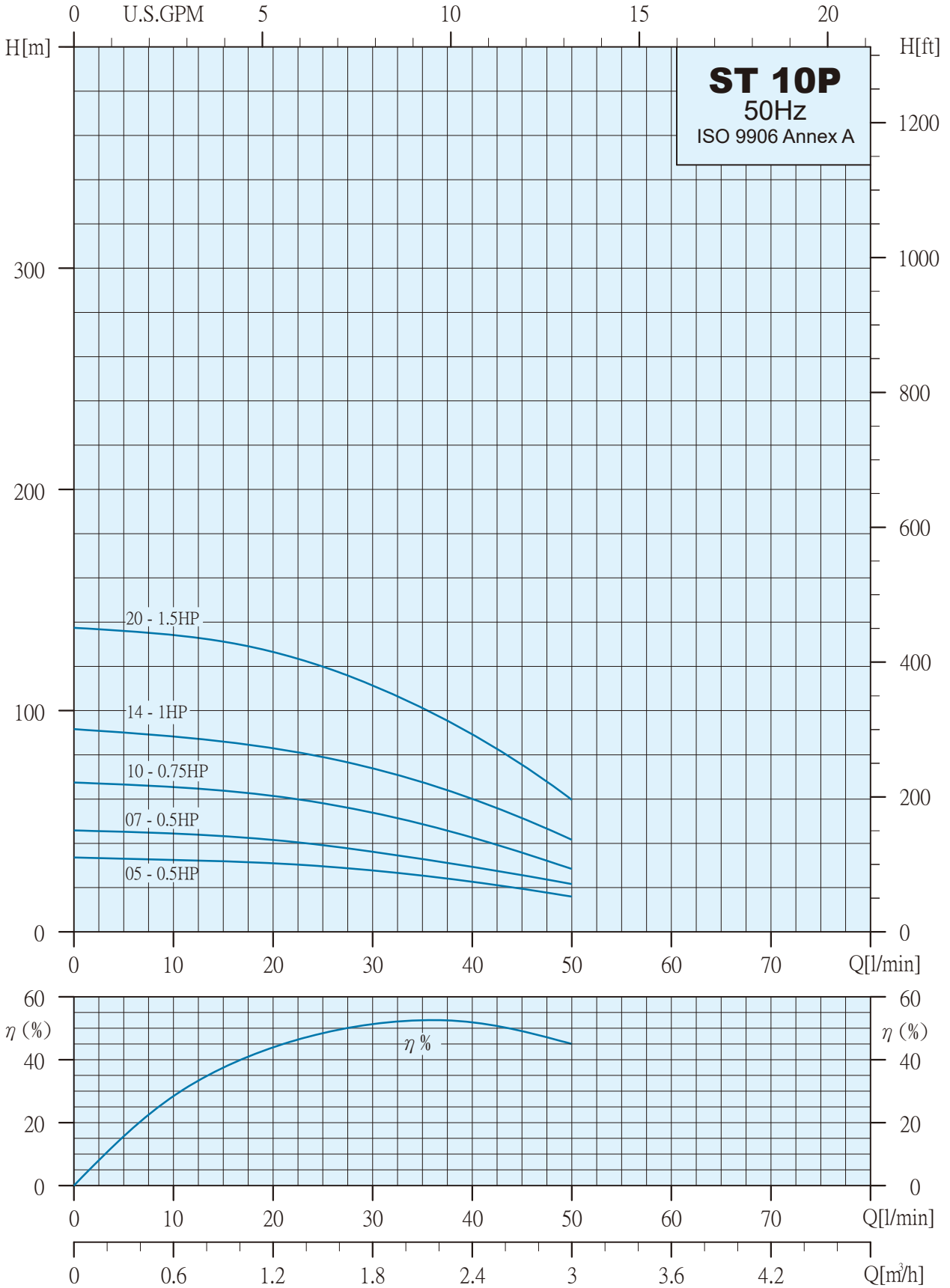
Pump Type	Motor		Q=DELIVERY								
	kW	HP	l/min	0	10	15	20	25	30	35	40
			m ³ /h	0	0.6	0.9	1.2	1.5	1.8	2.1	2.4
ST 07P-10	0.37	0.5	H (m)	63	57	53	47	42	35	27	18
ST 07P-15	0.55	0.75		95	86	78	72	63	53	41	28
ST 07P-20	0.75	1.0		127	115	107	96	84	71	56	40

Dimensions and Weights

Pump Type	Dimensions (mm)			Net Weight (kg)
	A	B	C	
ST 07P-10	402	Rp 1 1/4" NPT 1 1/4"	98	2.4
ST 07P-15	493		98	3.2
ST 07P-20	583		98	4.0



Performance Curves

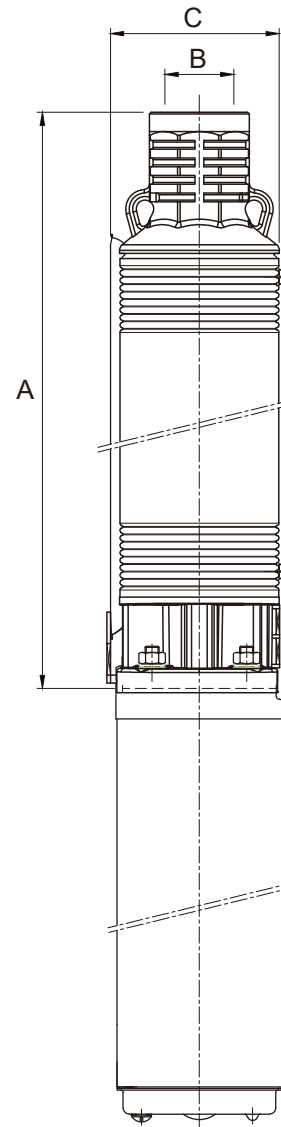


Specifications

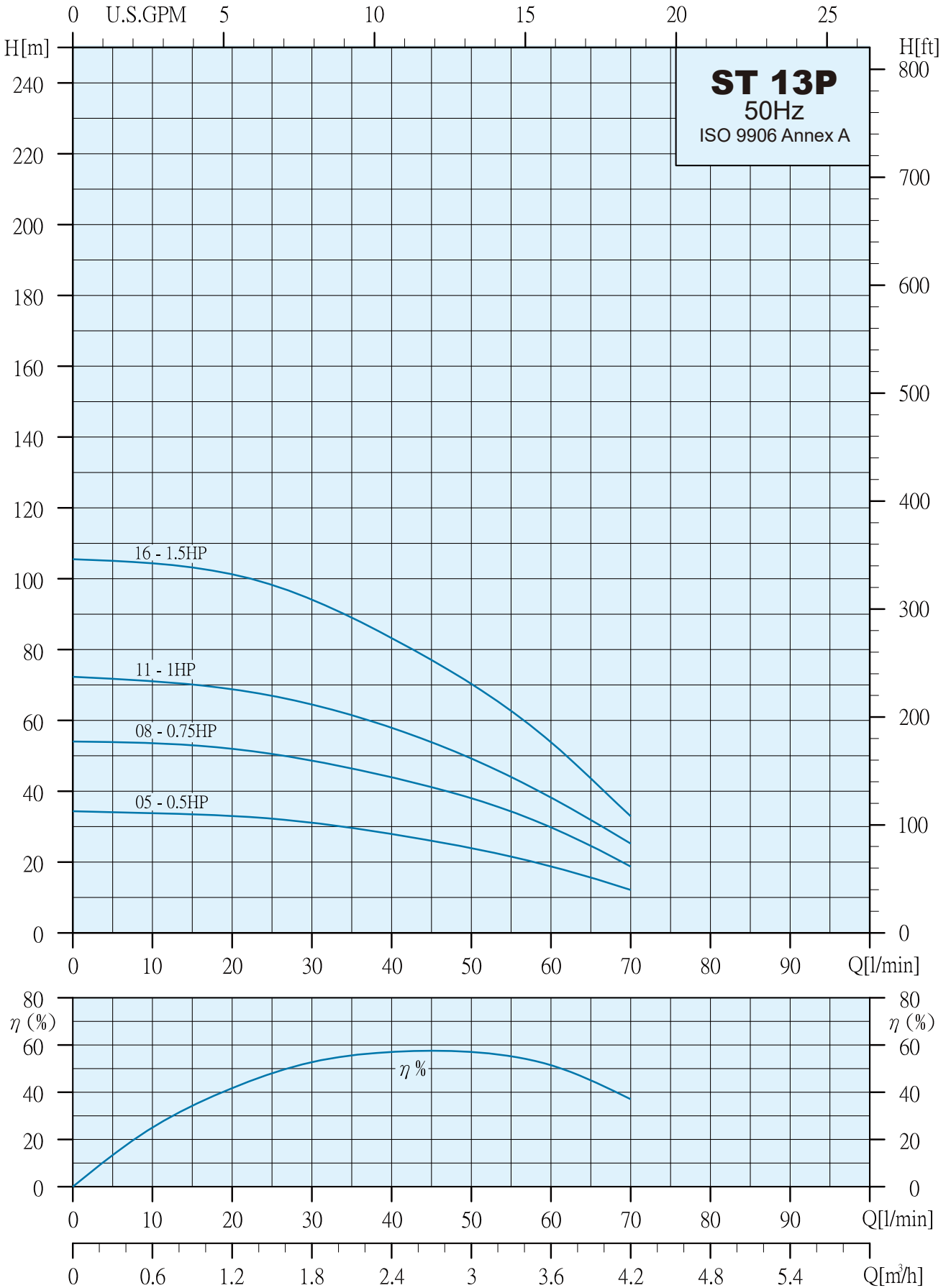
Pump Type	Motor		Q=DELIVERY									
	kW	HP	l/min	0	15	20	25	30	35	40	45	50
			m ³ /h	0	0.9	1.2	1.5	1.8	2.1	2.4	2.7	3.0
ST 10P-05	0.37	0.5	H (m)	34	32	31	29	27	25	23	19	16
ST 10P-07	0.37	0.5		46	43	42	39	36	33	29	26	22
ST 10P-10	0.55	0.75		67	64	61	58	54	49	43	36	28
ST 10P-14	0.75	1.0		92	86	83	79	74	67	60	52	42
ST 10P-20	1.1	1.5		139	131	127	120	111	101	90	75	60

Dimensions and Weights

Pump Type	Dimensions (mm)			Net Weight (kg)
	A	B	C	
ST 10P-05	309	Rp 1 1/4" NPT 1 1/4"	98	1.6
ST 10P-07	344		98	1.9
ST 10P-10	397		98	2.4
ST 10P-14	467		98	3.0
ST 10P-20	573		98	4.0



Performance Curves

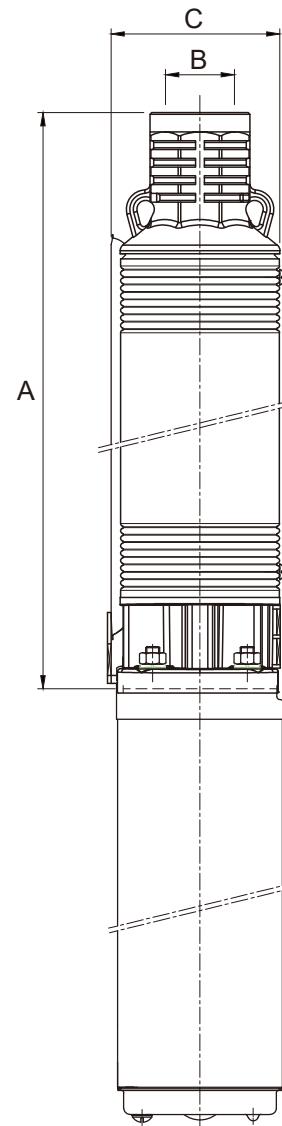


Specifications

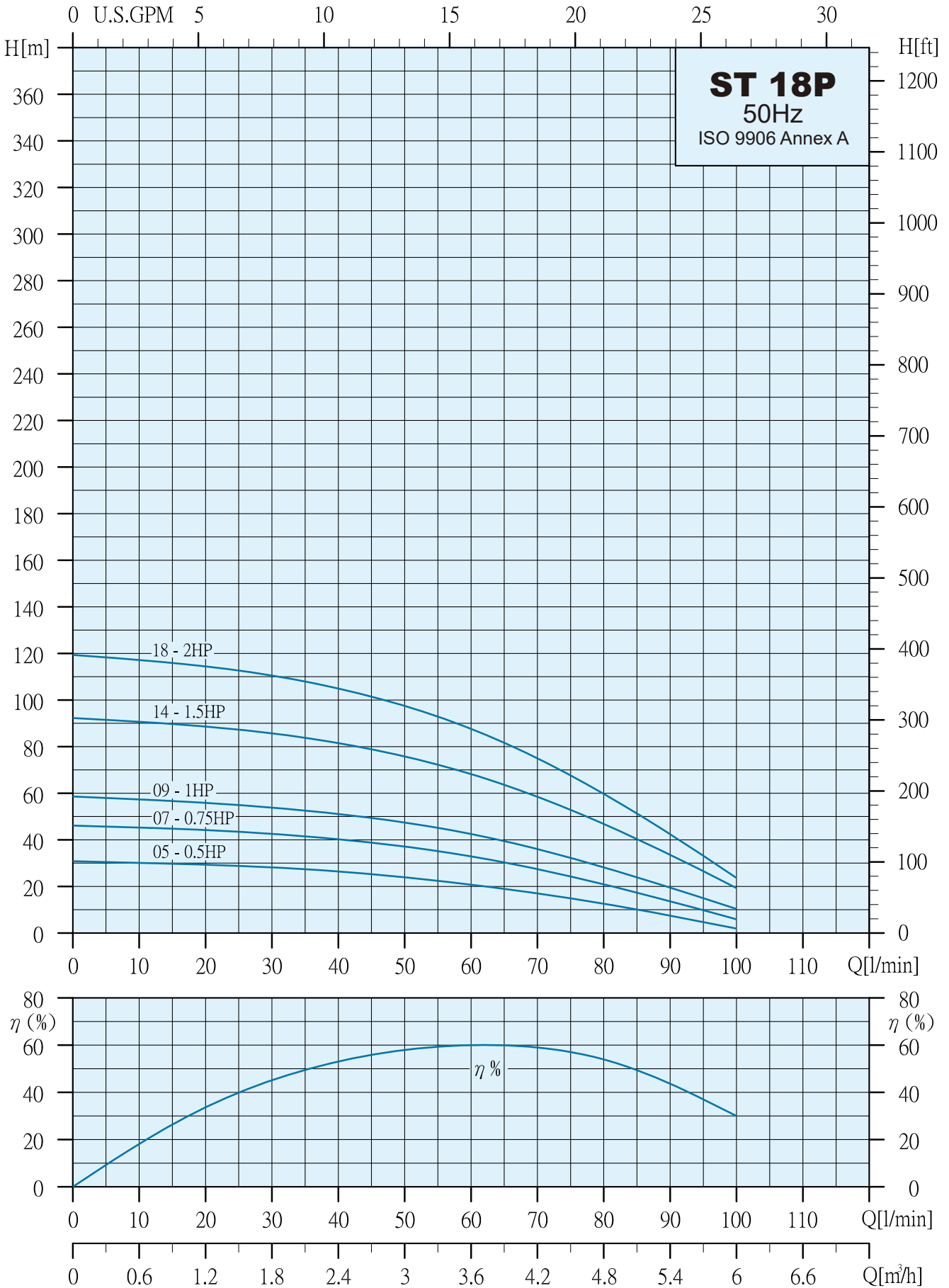
Pump Type	Motor		Q=DELIVERY										
	kW	HP	l/min	0	20	25	30	35	40	45	50	60	70
			m ³ /h	0	1.2	1.5	1.8	2.1	2.4	2.7	3.0	3.6	4.2
ST 13P-05	0.37	0.5	H (m)	34	32	31	30	29	27	25	23	18	11
ST 13P-08	0.55	0.75		54	51	50	49	46	43	41	38	30	19
ST 13P-11	0.75	1.0		72	68	66	64	61	58	54	49	38	26
ST 13P-16	1.1	1.5		106	101	98	95	89	83	77	70	54	33

Dimensions and Weights

Pump Type	Dimensions (mm)			Net Weight (kg)
	A	B	C	
ST 13P-05	309	Rp 1 1/4" NPT 1 1/4"	98	1.6
ST 13P-08	362		98	2.1
ST 13P-11	414		98	2.5
ST 13P-16	503		98	3.3



Performance Curves

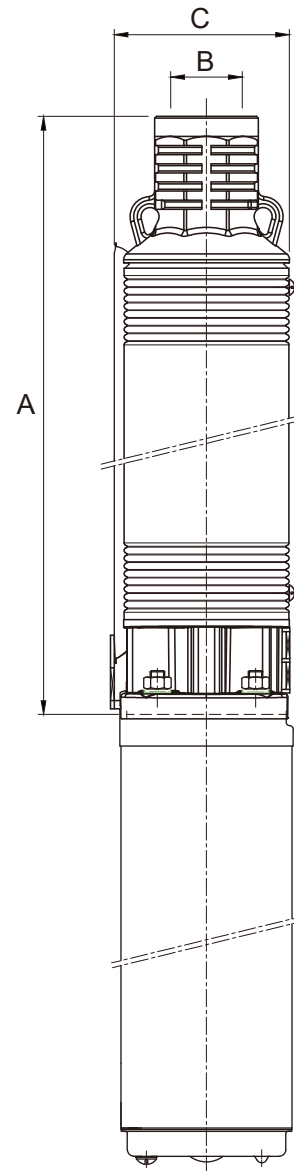


Specifications

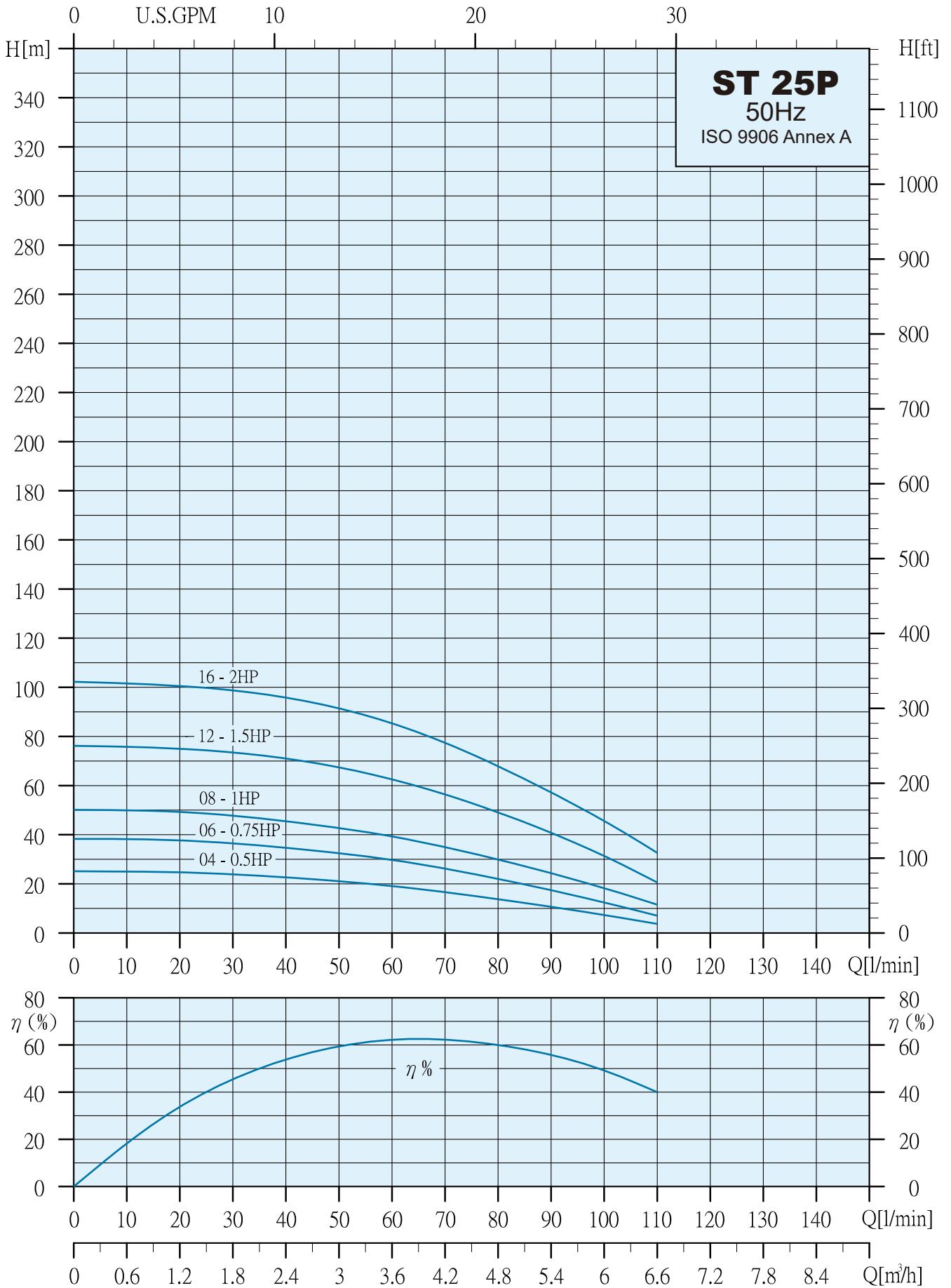
Pump Type	Motor		Q=DELIVERY												
	kW	HP	l/min	0	25	30	35	40	45	50	60	70	80	90	100
			m ³ /h	0	1.5	1.8	2.1	2.4	2.7	3.0	3.6	4.2	4.8	5.4	6.0
ST 18P-05	0.37	0.5	H (m)	33	29	28	27	26	25	24	21	18	13	8	3
ST 18P-07	0.55	0.75		46	43	42	41	39	38	36	33	28	22	15	7
ST 18P-09	0.75	1.0		59	55	54	52	51	49	47	43	37	28	20	10
ST 18P-14	1.1	1.5		93	87	86	83	81	79	76	68	58	47	33	20
ST 18P-18	1.5	2.0		120	113	111	108	105	102	98	88	75	60	42	25

Dimensions and Weights

Pump Type	Dimensions (mm)			Net Weight (kg)
	A	B	C	
ST 18P-05	328	Rp 1 1/4" NPT 1 1/4"	98	1.7
ST 18P-07	371		98	2.1
ST 18P-09	414		98	2.5
ST 18P-14	522		98	3.3
ST 18P-18	608		98	4.0



Performance Curves

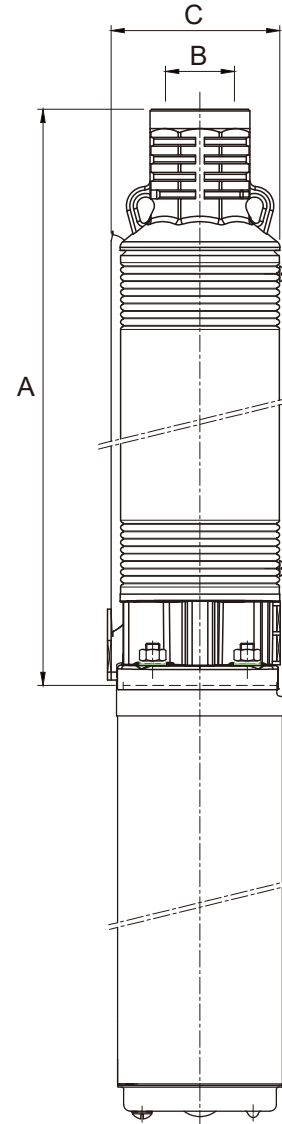


Specifications

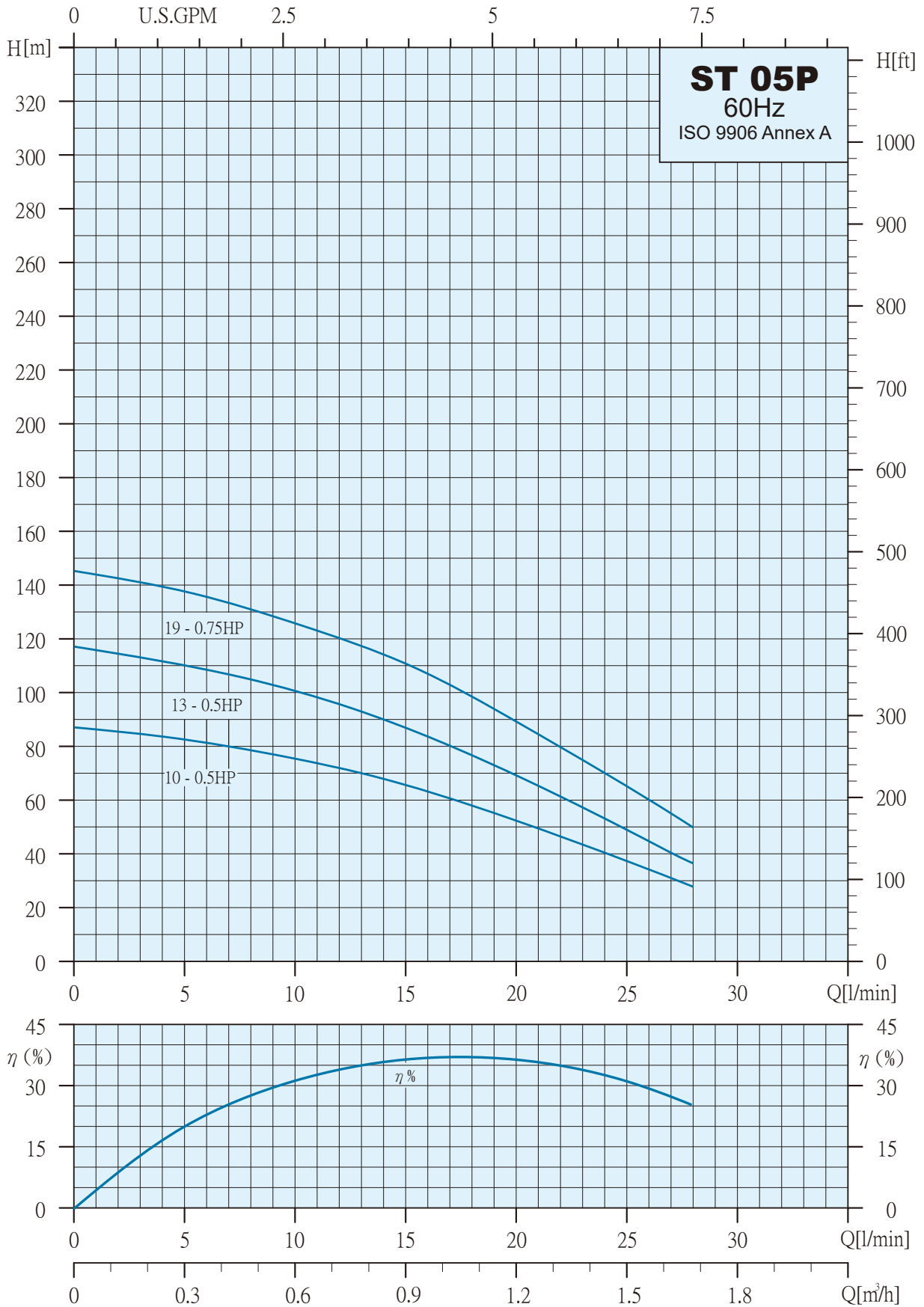
Pump Type	Motor		Q=DELIVERY										
	kW	HP	l/min	0	35	40	45	50	60	70	80	90	100
			m ³ /h	0	2.1	2.4	2.7	3.0	3.6	4.2	4.8	5.4	6.0
ST 25P-04	0.37	0.5	H (m)	26	23	22	22	21	19	17	14	11	7
ST 25P-06	0.55	0.75		38	36	35	33	32	30	26	22	18	12
ST 25P-08	0.75	1.0		51	47	46	44	43	39	35	30	24	18
ST 25P-12	1.1	1.5		77	72	71	69	68	63	57	49	41	31
ST 25P-16	1.5	2.0		102	98	96	94	92	86	77	68	57	46

Dimensions and Weights

Pump Type	Dimensions (mm)			Net Weight (kg)
	A	B	C	
ST 25P-04	319	Rp 1 1/2" NPT 1 1/2"	98	1.7
ST 25P-06	368		98	2.0
ST 25P-08	417		98	2.4
ST 25P-12	515		98	3.1
ST 25P-16	613		98	3.9



Performance Curves

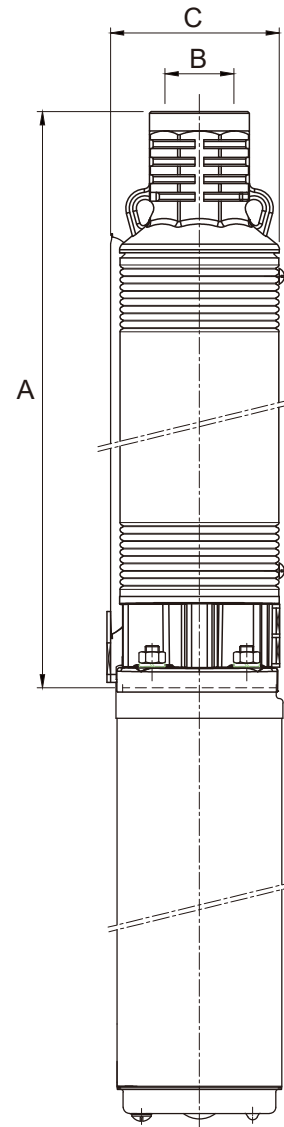


Specifications

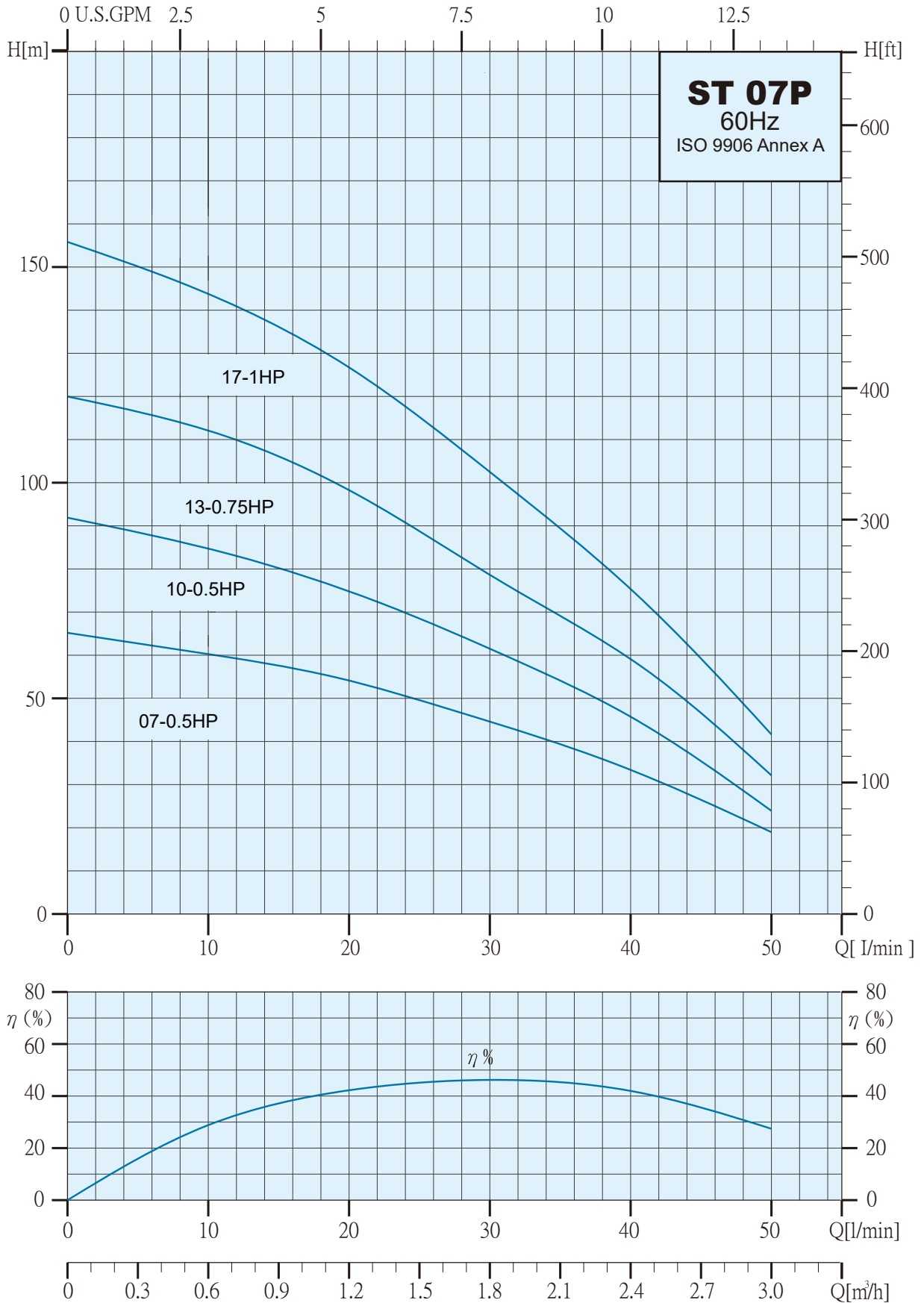
Pump Type	Motor		Q=DELIVERY						
	kW	HP	l/min	0	10	15	20	25	30
			m ³ /h	0	0.6	0.9	1.2	1.5	1.8
ST 05P-09	0.37	0.5	H (m)	87	75	65	52	38	21
ST 05P-12	0.37	0.5		114	98	85	68	49	28
ST 05P-15	0.55	0.75		144	124	1110	89	65	39

Dimensions and Weights

Pump Type	Dimensions (mm)			Net Weight (kg)
	A	B	C	
ST 05P-10	379	Rp 1 1/4" NPT 1 1/4"	98	2.2
ST 05P-13	432		98	2.7
ST 05P-19	484		98	3.3



Performance Curves

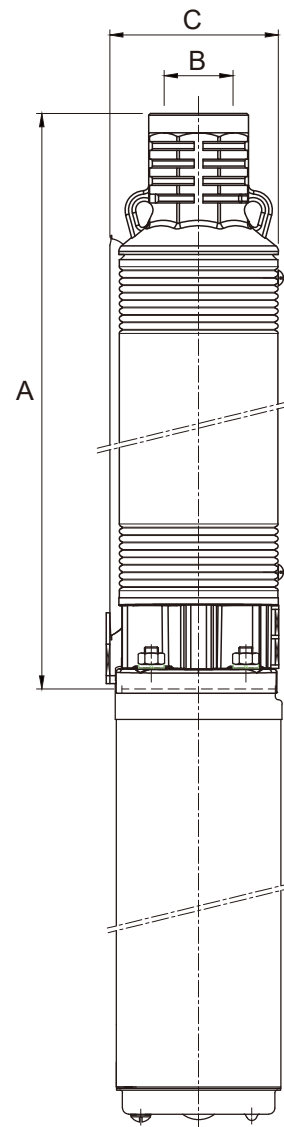


Specifications

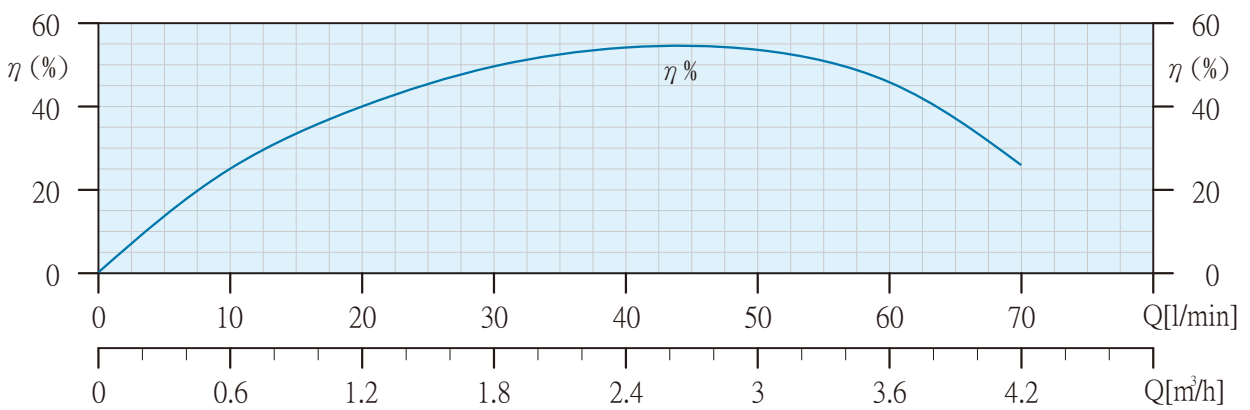
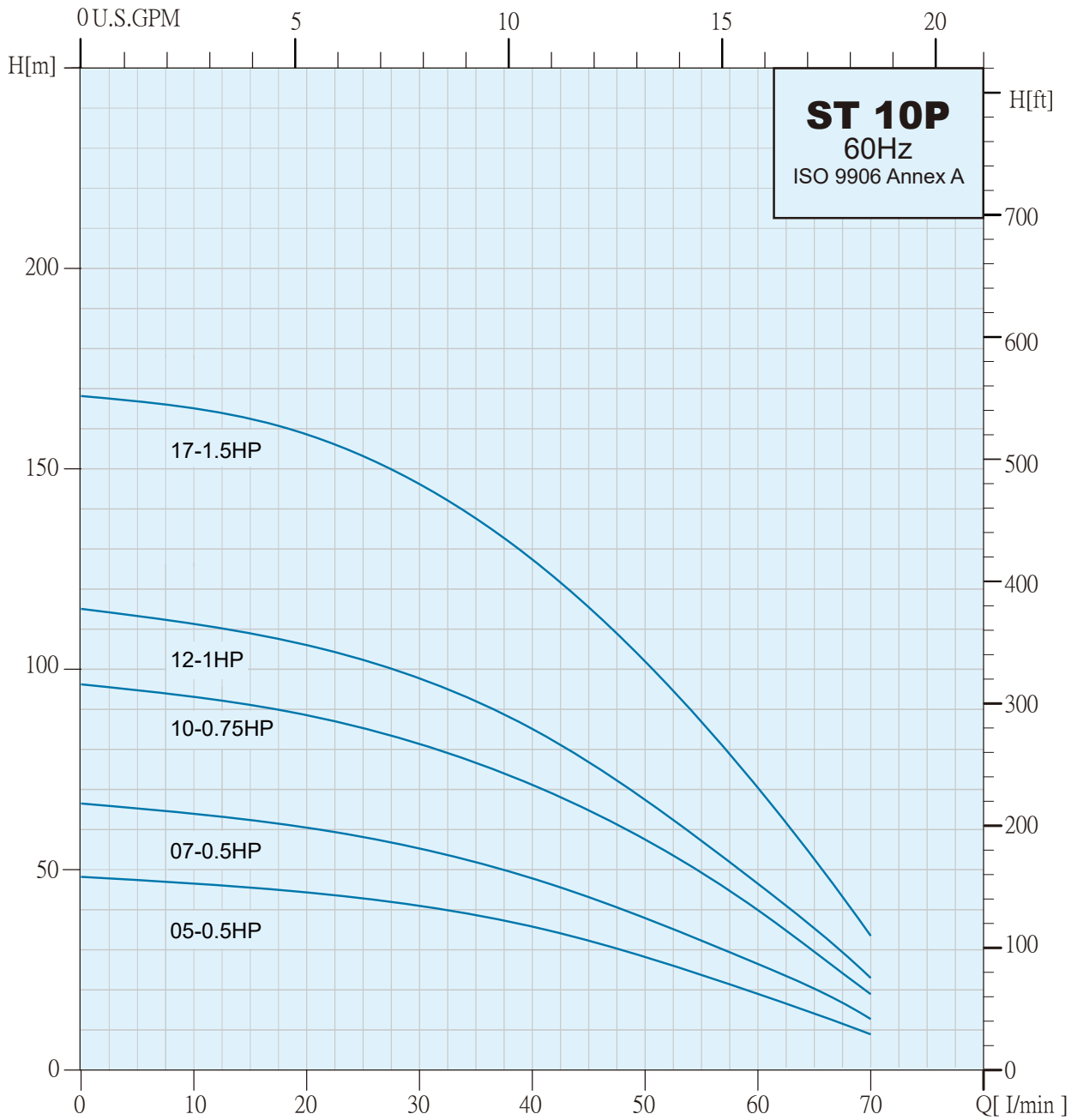
Pump Type	Motor		Q-DELIVERY								
	kW	HP	l/min	0	15	20	25	30	35	40	50
			m ³ /h	0	0.9	1.2	1.5	1.8	2.1	2.4	3
ST 07P-07	0.37	0.5	H (m)	66	57	54	49	44	39	33	19
ST 07P-10	0.55	0.75		92	80	75	68	62	54	47	24
ST 07P-13	0.75	1.0		120	106	98	89	79	69	59	32
ST 07P-17	0.55	0.75		156	136	127	115	102	89	75	42

Dimensions and Weights

Pump Type	Dimensions (mm)			Net Weight (kg)
	A	B	C	
ST 07P-07	347	Rp 1 1/4" NPT 1 1/4"	98	1.9
ST 07P-10	402		98	2.4
ST 07P-13	456		98	2.8
ST 07P-17	529		98	3.6



Performance Curves

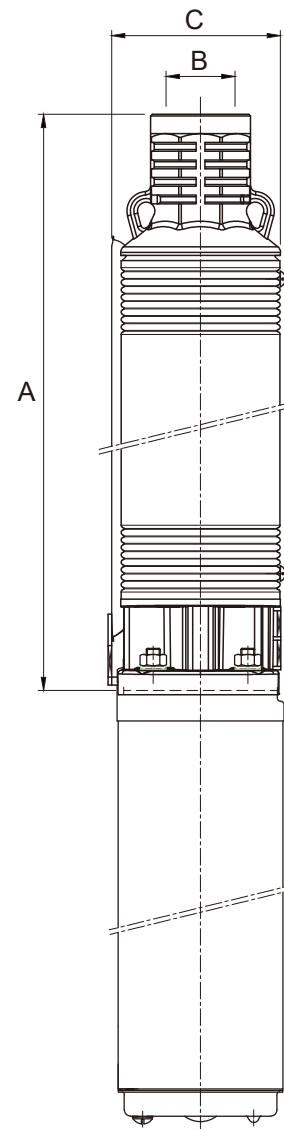


Specifications

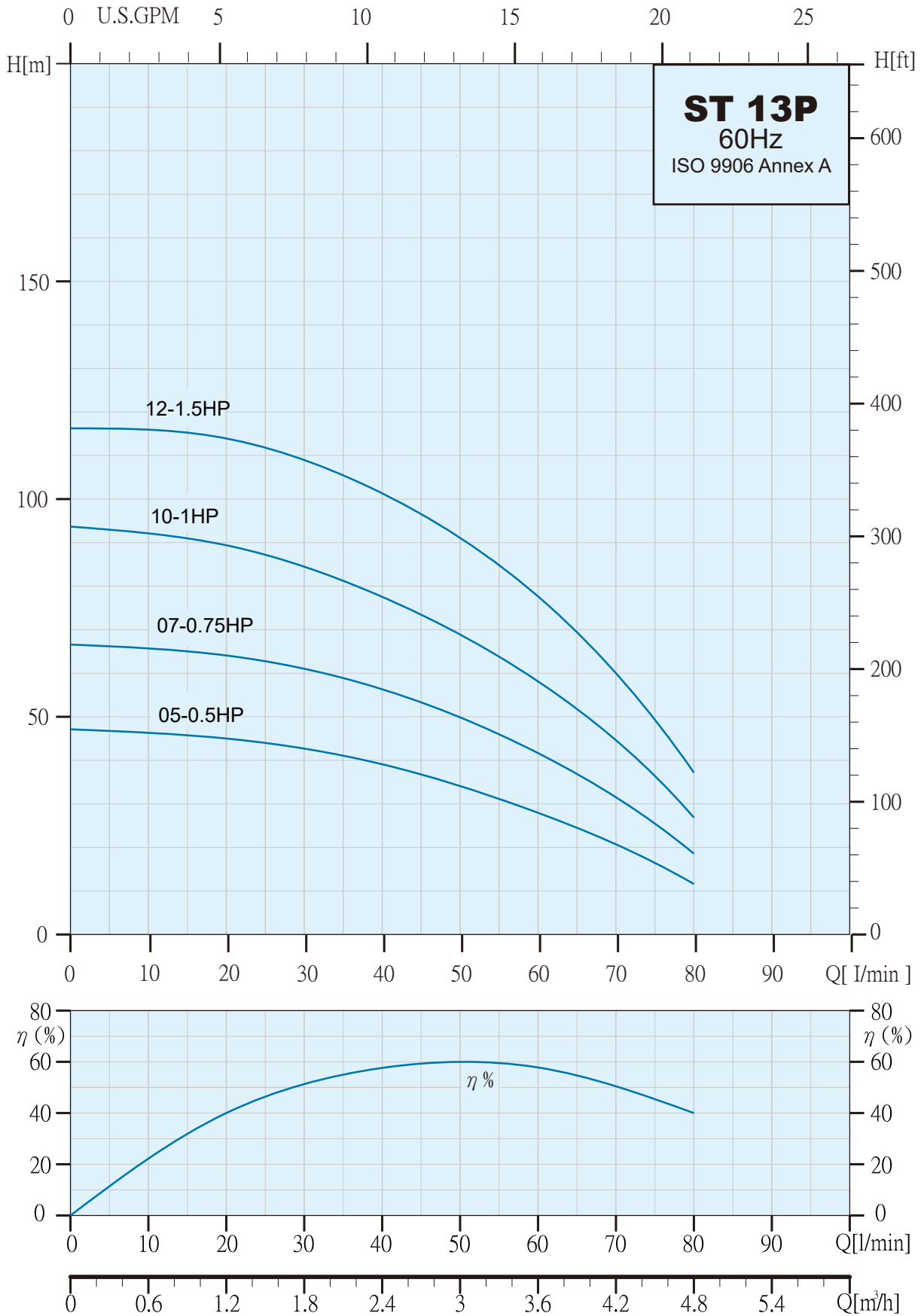
Pump Type	Motor		Q=DELIVERY									
	kW	HP	l/min	0	20	25	30	35	40	50	60	70
			m ³ /h	0	1.2	1.5	1.8	2.1	2.4	3	3.6	4.2
ST 10P-05	0.37	0.5	H (m)	48	44	42	40	38	36	29	19	9
ST 10P-07	0.37	0.5		67	60	58	55	52	49	39	27	13
ST 10P-10	0.55	0.75		96	89	85	81	77	71	58	40	19
ST 10P-12	0.75	1.0		115	106	102	98	92	85	68	47	23
ST 10P-17	1.1	1.5		168	159	152	147	138	128	102	70	35

Dimensions and Weights

Pump Type	Dimensions (mm)			Net Weight (kg)
	A	B	C	
ST 10P-05	309	Rp 1 1/4" NPT 1 1/4"	98	1.6
ST 10P-07	344		98	1.9
ST 10P-10	397		98	2.4
ST 10P-12	432		98	2.7
ST 10P-17	520		98	3.5



Performance Curves

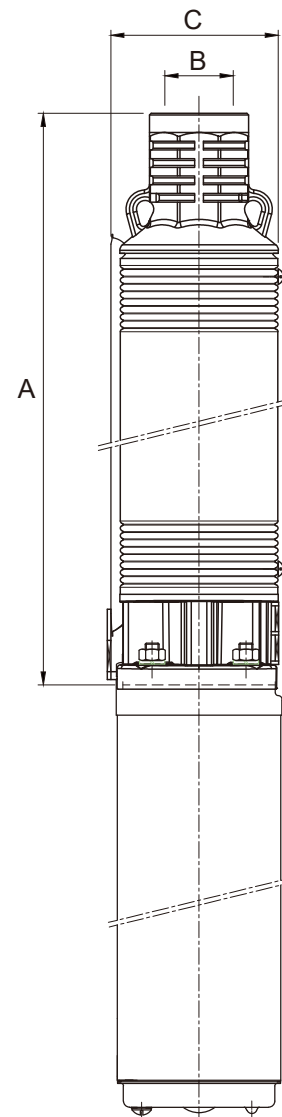


Specifications

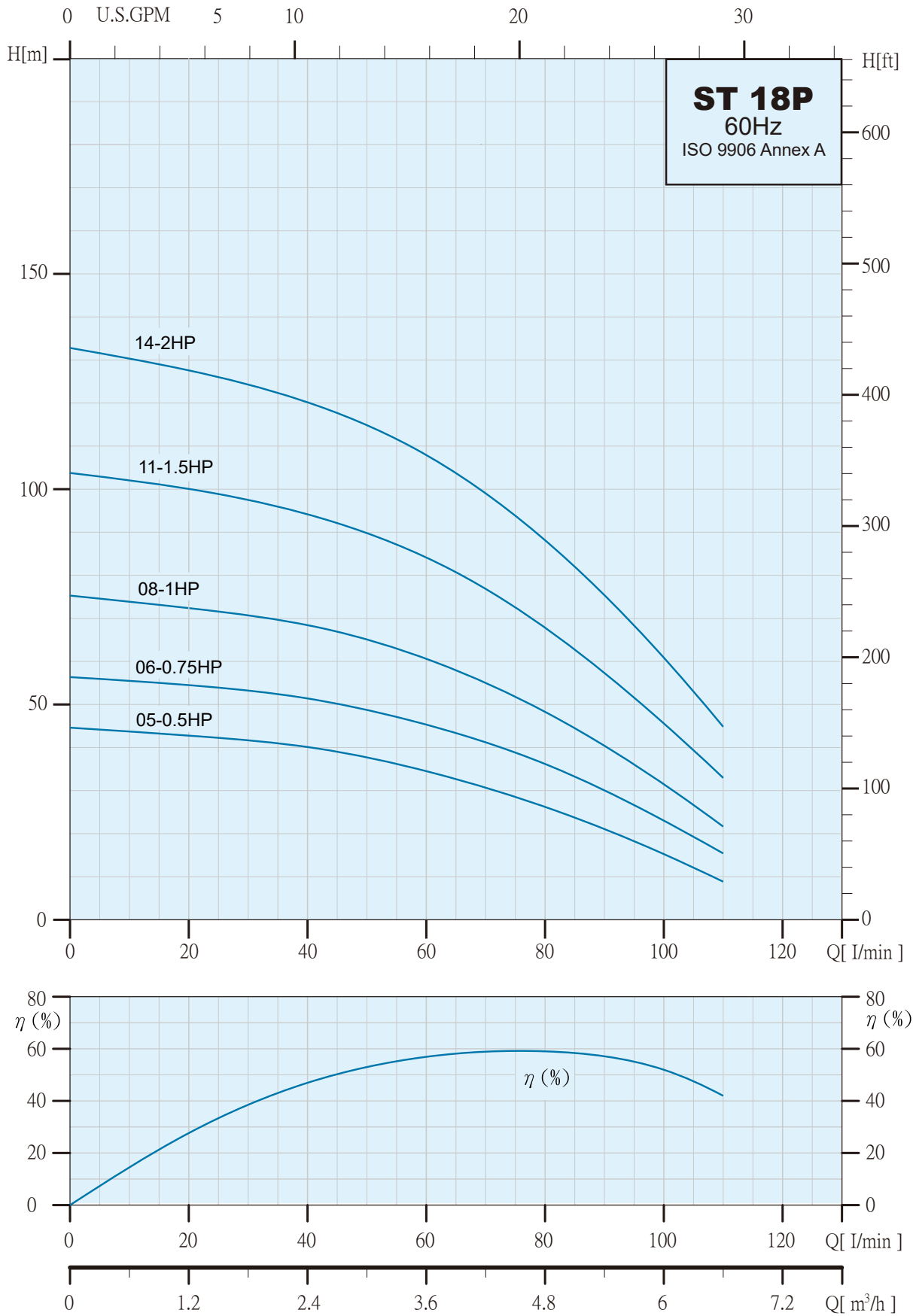
Pump Type	Motor		Q=DELIVERY								
	kW	HP	l/min	0	30	35	40	50	60	70	80
			m ³ /h	0	1.8	2.1	2.4	3	3.6	4.2	4.8
ST 13P-05	0.37	0.5	H (m)	47	42	40	39	34	28	21	12
ST 13P-07	0.55	0.75		67	61	59	57	50	41	31	19
ST 13P-10	0.75	1.0		94	85	81	78	69	58	45	28
ST 13P-12	1.1	1.5		116	109	106	102	91	78	60	38

Dimensions and Weights

Pump Type	Dimensions (mm)			Net Weight (kg)
	A	B	C	
ST 13P-05	309	Rp 1 1/4" NPT 1 1/4"	98	1.6
ST 13P-07	344		98	2.1
ST 13P-10	397		98	2.4
ST 13P-12	432		98	2.7



Performance Curves

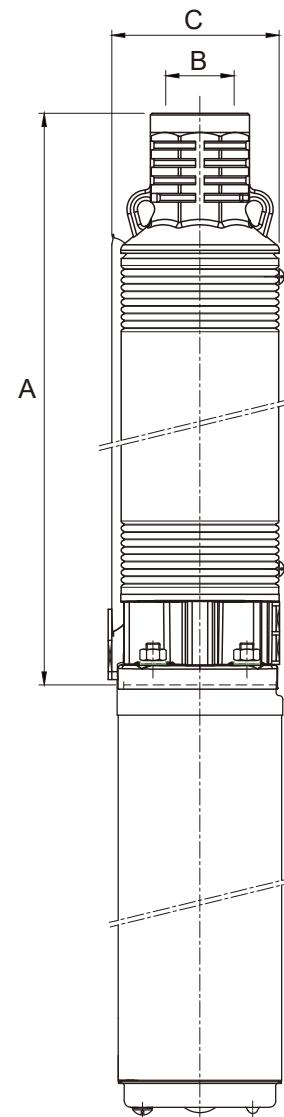


Specifications

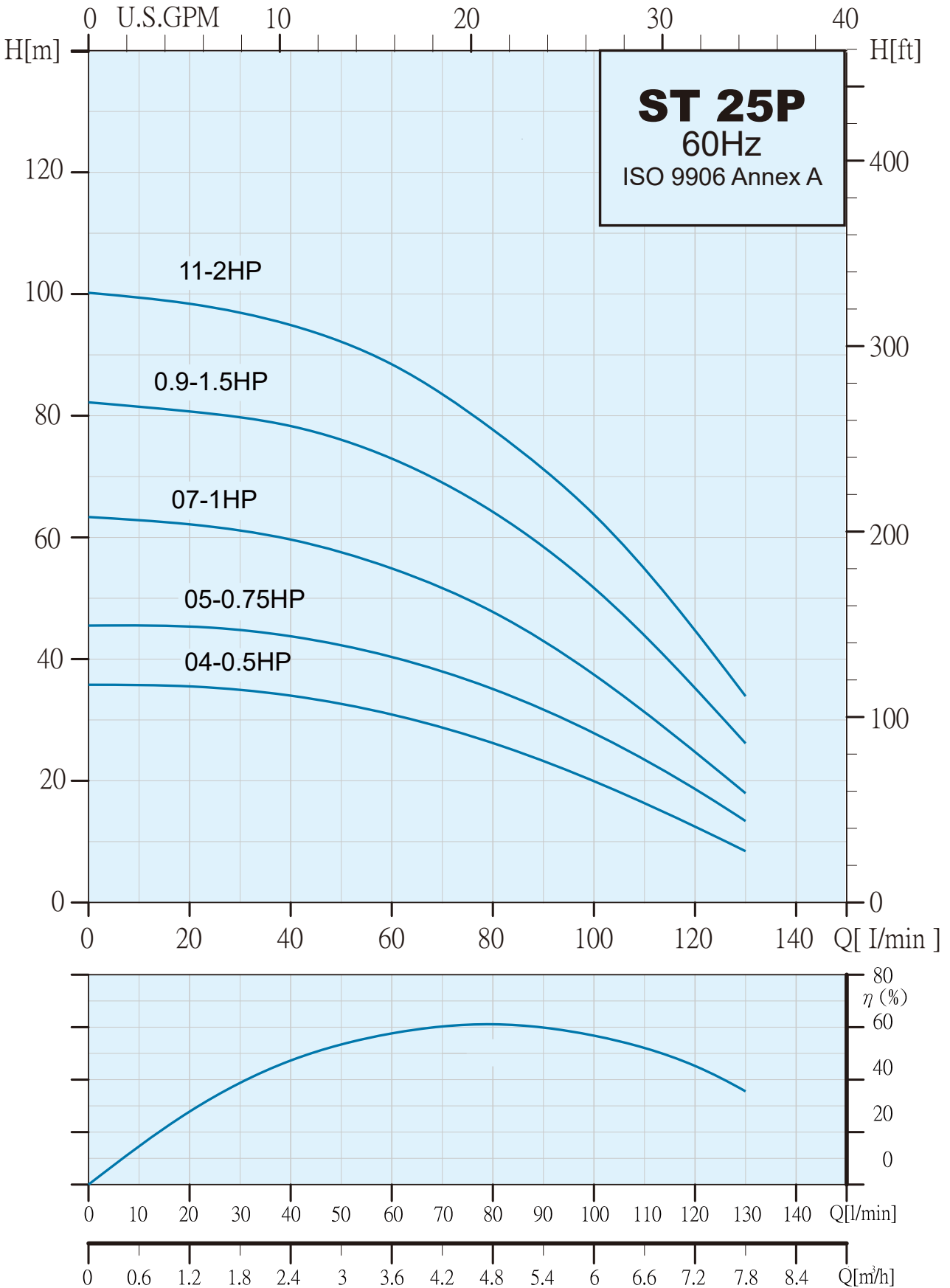
Pump Type	Motor		Q=DELIVERY										
	kW	HP	l/min	0	35	40	50	60	70	80	90	100	110
			m ³ /h	0	2.1	2.4	3	3.6	4.2	4.8	5.4	6.0	6.6
ST 18P-05	0.37	0.5	H (m)	45	41	40	38	35	31	27	21	15	9
ST 18P-06	0.55	0.75		56	53	52	49	45	41	37	30	23	16
ST 18P-08	0.75	1.0		75	70	68	65	61	55	49	41	32	22
ST 18P-11	1.1	1.5		104	96	94	90	84	77	68	58	46	33
ST 18P-14	1.5	2.0		133	123	120	115	108	99	88	75	61	45

Dimensions and Weights

Pump Type	Dimensions (mm)			Net Weight (kg)
	A	B	C	
ST 18P-05	328	Rp 1 1/4" NPT 1 1/4"	98	1.7
ST 18P-06	350		98	1.9
ST 18P-08	393		98	2.3
ST 18P-11	457		98	2.8
ST 18P-14	522		98	3.3



Performance Curves

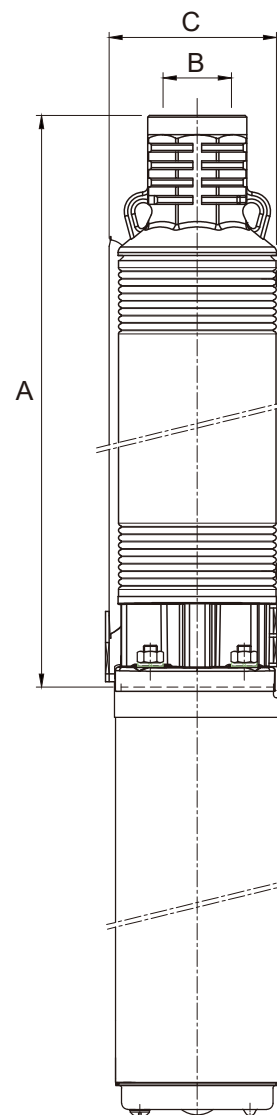


Specifications

Pump Type	Motor		Q=DELIVERY								
	kW	HP	l/min	0	50	60	70	80	90	100	120
			m ³ /h	0	2.1	2.4	3	3.6	4.2	4.8	5.4
ST 25P-04	0.37	0.5	H (m)	36	33	31	29	27	23	20	12
ST 25P-05	0.55	0.75		46	42	40	38	35	32	28	19
ST 25P-07	0.75	1.0		63	58	55	52	48	43	37	25
ST 25P-09	1.1	1.5		82	76	73	69	64	58	52	35
ST 25P-11	1.5	2.0		100	92	88	84	78	71	64	45

Dimensions and Weights

Pump Type	Dimensions (mm)			Net Weight (kg)
	A	B	C	
ST 25P-04	319	Rp 1 1/2" NPT 1 1/2"	98	2.4
ST 25P-05	343		98	2.6
ST 25P-07	392		98	3.1
ST 25P-09	441		98	3.5
ST 25P-11	491		98	3.9





 **STAIRS**

No. 3-8, Sanchial Tsun, Lutsao Hsiang, Chiayi County, Taiwan, R.O.C.
Tel :+886 5 3750488 Fax:+886 5 3752330
www.stairs.com.tw E-mail:stairs@stairs.com.tw

1100804

